

BRITISH CHILDREN'S SONGS

ACTION SONGS

AND

NURSERY RHYMES

**BRITISH CHILDREN'S SONGS
ACTION SONGS
AND
NURSERY RHYMES**

INDEX

Page		Page	
1	Soldier, Soldier	33	Hickory, Dickory, Dock
2	I am the Music Man	33	Heads, Shoulders, Knees and Toes
3	There was a Princess	34	Old Roger is Dead
4	Round and Round the Village	35/36	We're going on a Bearhunt
4	Five Little Ducks	37	I'm Walking in the Jungle
5	The Hokey Cokey	37	One Man went to Mow
6	Twinkle, Twinkle Little Star	38	In my little Bed
6	Ten Green Bottles	39	I know an old lady who swallowed a fly
7	Ring-a-ring a Roses	40	What shall we do this morning
8	Yellow Submarine	40	Mary wore her Red Dress
9	London Bridge is Falling Down	41	Fingerplays & Action Rhymes
10	I Saw Three Ships	42	Action Rhymes
11	Polly Put the Kettle On	43	Poor Old Man
12	Bobby Shaftoe	44	Down in the Valley where Nobody Goes
13	Ten in a Bed	45	Found a Peanut
14	If You're Happy	45	Stitched Up
15	Five Currant Buns	46	Black Socks
15	Clap Hands	47	Songs to Familiar Tunes
15	This Little Piggy went to Market	48	Kookaburra
16	The Big Ship Sails on the Alley, Alley O	49	The Farmer Comes to Scatter the Seed
17	Ten Little Fingers	50	Calypso
17	One Potato, Two Potato	51	Old Bill Jones
17	One, Two, Buckle my Shoe	52	My Hat it has Three Corners
18	One, Two, Three, Four, Five	53	The Wise Man & The Foolish Man
18	One Finger, One Thumb	54	The Three Bears
19	The Farmer's in his Den	55	Sing a Rainbow
20	I Hear Thunder	56	If I had a hammer
21	The Wheels on the Bus	57	When I Needed a Neighbour
22	Noah's Ark	57	Little Wind
23	Two Little Dicky Birds	58	Crocodile, Crocodile
23	My Hands	59	The Alphabet Song
23	Piggy on the Railway	60	Boom Goes Thunder
24	Here we go round the Mulberry Bush	60	Valentine
25	Oats and Beans and Barley Grow	61	Stand Up Straight
26	Skiping Game	61	Incy Wincy Spider
26	Ten Fat Sausages	62	The Melting Snowman
26	I'm a Little Teapot	63	Can You Clap Your Hands Together
27	The Grand Old Duke of York	64	She'll be Coming Round the Mountain
28	That's the Life for Me	64	Pull the Magnet
28	Three Blind Mice	65	Spring
28	Baa, Baa Black Sheep	65	Witch's Pumpkin
30	Old Macdonald	66	Action Game
31	Oranges and Lemons	66	London's Burning
32	I've Got a Body	67	I'm a Little Sunflower Seed

SOLDIER, SOLDIER

Oh, soldier, soldier, will you marry me
With your musket, fife and drum?
Oh no, pretty maid, I cannot marry you
For I have no coat to put on.

Then away she went
To her grandfather's chest
And brought him a pair of the very very best
And the soldier put them on

Then away she went
To her grandfather's chest
And brought him one of the very very best
And the soldier put it on

Oh, soldier, soldier, will you marry me
With your musket, fife and drum?
Oh no, pretty maid, I cannot marry you
For I have no hat to put on.

Oh, soldier, soldier, will you marry me
With your musket, fife and drum?
Oh no, pretty maid, I cannot marry you
For I have no socks to put on.

Then away she went
To her grandfather's chest
And brought him one of the very very best
And the soldier put it on

Then away she went
To her grandfather's chest
And brought him a pair of the very very best
And the soldier put them on

Oh, soldier, soldier, will you marry me
With your musket, fife and drum?
Oh no, pretty maid, I cannot marry you
For I have a wife at home.

Oh, soldier, soldier, will you marry me
With your musket, fife and drum?
Oh no, pretty maid, I cannot marry you
For I have no shoes to put on.

The musical score is written in treble clef with a key signature of one flat (Bb). It consists of six staves of music. Chords are indicated by letters above the notes: F, Bb, C, G7, and F. The lyrics are written below the notes, with some words split across lines. The score ends with a double bar line.

Oh sol - dier, sol - dier, will you mar - ry me With your musk - et fife and drum? Oh,
no, pret - ty maid, I can - not mar - ry you For I have no coat to put on. Then a -
way she went To her grand - fa - ther's chest And brought him one of the ver - y ver - y best And the
sol - dier put it on. Oh, sol - dier, sol - dier, will you mar - ry me With your
musket fife and drum? Oh no, pret - ty maid, I can - not mar - ry you For I
have no socks to put on. Then a - ...

I AM THE MUSIC MAN

I am the music man, I come from down you way and I can play
What can you play?

I play the piano
Pia, pia piano, piano, piano. Pia, pia, piano, pia, piano

I am the music man, I come from down you way and I can play
What can you play?

I play the drum
Bumpty, bumpty, bumpt bum, bumpty bum, bumpty bum, bumpty, bumpty
Bumpty bum, bumpty, bumpty bum

I am the music man, I come from down you way and I can play
What can you play?

I play the trumpet
Tooty, tooty, tooty, toot etc.

I play the cymbals
Bang, crash, bang, crash etc.

CROCODILE

She sailed away on a lovely summer's day, (Paddling a canoe)
On the back of a crocodile, (snapping arms like a croc!)
You see said she, (open arms gesture)
He's as tame as he can be (stroking action)
And we'll ride him up the Nile (paddling a canoe)

The croc' winked his eye (point to eye winking)
As the lady waved goodbye (polite waving action)
Smiling a sunny smile (point to ugly big false smile)

At the end of the ride (slowly point to stomach)
The lady was inside
And the smile was on the crocodile! (point to ugly big false smile)

THERE WAS A PRINCESS

There was a princess long ago, long ago, long ago
There was a princess long ago, long, long ago

She lived up in a big high tower, big high tower, big high tower
She lived up in a big high tower, long, long ago

The wicked witch she cast a spell, cast a spell, cast a spell
The wicked witch she cast a spell, long, long ago

The princess slept for a hundred years, a hundred years, a hundred years
The princess slept for a hundred years, long, long ago

A great big forest grew around, grew around, grew around
A great big forest grew around, long, long ago

A gallant prince came riding by, riding by, riding by
A gallant prince came riding by, long, long ago

He chopped the trees down with his sword, with his sword, with his sword
He chopped the trees down with his sword, long, long ago

He kissed her and then she woke up, she work up, she woke up
He kissed he and then she woke up, long, long ago

Now everybody's happy now, happy now, happy now
Now everybody's happy now, happy now.

The musical notation consists of three staves of music in 4/4 time. The first staff begins with a treble clef and a 4/4 time signature. The melody is written on a five-line staff with a key signature of one flat (B-flat). The notes are: G4 (quarter), A4 (quarter), Bb4 (quarter), C5 (quarter), Bb4 (quarter), A4 (quarter), G4 (quarter), F4 (quarter), E4 (quarter), D4 (quarter), C4 (half). The lyrics 'There was a princ - ess long a - go,' are written below the first staff. The second staff continues the melody: D4 (quarter), C4 (quarter), Bb3 (quarter), A3 (quarter), G3 (quarter), F3 (quarter), E3 (quarter), D3 (quarter), C3 (half). The lyrics 'long a - go, long a - go, there was a princ-ess' are written below the second staff. The third staff continues the melody: D3 (quarter), C3 (quarter), Bb3 (quarter), A3 (quarter), G3 (quarter), F3 (quarter), E3 (quarter), D3 (quarter), C3 (half). The lyrics 'long a - go, long a - go.' are written below the third staff. The piece ends with a double bar line and repeat dots.

ROUND AND ROUND THE VILLAGE

Round and round the village
Round and round the village
Round and round the village
As we have done before

Follow her to London
Follow her to London
Follow her to London
As we have done before

In and out the windows
In and out the windows
In and out the windows
As we have done before

Shake hands before you leave her
Shake hands before you leave her
Shake hands before you leave her
As we have done before

Stand and face your lover
Stand and face your lover
Stand and face your lover
As we have done before

The children go round in a ring, while one child skips round the outside

*On the second verse they stop and raise their arms while the single child goes in
And out under the arms*

*She faces a partner on the third verse and then leads him under the arches.
Weaving in and out of the circle*

They shake hands and the first child now joins the ring for the game to begin again

Round and round the vil - lage, round and round the vil - lage,
D C D A7 D
Round and round the vil - lage, as we have done be - fore.

FIVE LITTLE DUCKS

Five little ducks went swimming one day
Over the pond and far away
Mother duck said "Quack, quack, quack, quack"
But only four little ducks came back.

Four little ducks went swimming one day
Over the pond and far away
Mother duck said "Quack, quack, quack, quack"
But only three little ducks came back.

Three little ducks went swimming one day
Over the pond and far away
Mother duck said "Quack, quack, quack, quack"
But only two little ducks came back.

Two little ducks went swimming one day
Over the pond and far away
Mother duck said "Quack, quack, quack, quack"
But only one little ducks came back.

One little duck went swimming one day
Over the pond and far away
Daddy duck said "Quack, quack, quack, quack"
And five little ducks came swimming back.

THE HOKEY COKEY

This is a tremendously popular song with children of all ages. It is very noisy and action-filled. There are often many tumbles and falls, and feet trodden on in the stampede to see who can reach the centre first! Don't forget to sing the chorus after each verse.

Age: 4+

Number of children:
Any


Put right arm in towards the centre of the circle, out behind you, then back in again and shake vigorously. Clasp hands together and rock them from side to side; turn body in one complete circle; then clasp hands rhythmically

Each time the chorus is sung, all join hands in a circle, dance towards the centre and back again, once for each line of "Hokey Cokey", three times in all.

The remaining verses are performed in the same way as the first, except a different part of the body is used in each one.



You do the Hokey Cokey, and you turn around: That's what it's all about...



Chorus:
Oh, the Hokey, Cokey, Cokey...



Knees bent... a
Arms stretched... b
Ra! Ra! Ra c

Verse

1. You put your right arm in. Your right arm out. Your right arm in. And you shake it all about. You do the Ho-key, Co key And you turn a-round. That's what it's all a-bout. Oh, the Ho-key, Co-key, Co-key. Oh, the Ho-key, Co-key. Co-key! Oh, the Ho-key, Co-key. Co-key!

Chorus: Oh, the Hokey Cokey, Cokey!

1 You put your right arm in
You put your right arm out
Your put your right arm in
And you shake it all about
You do the Hokey Cokey
And you turn around
That's what it's all about

Chorus: Oh, the Hokey Cokey, Cokey!
Oh, the Hokey Cokey, Cokey!
Oh, the Hokey Cokey, Cokey!
Knees bend
Arms stretched
Ra! Ra! Ra!

2 You put your left arm in, etc
3 You put your right leg in, etc
4 You put your left leg in, etc
5 You put your whole self in, etc

(Don't forget to sing the chorus after each verse)

TWINKLE, TWINKLE, LITTLE STAR

Twinkle, twinkle, little star
How I wonder what you are
Up above the world so high
Like a diamond in the sky

*Twinkle twinkle, little star
How I wonder what you are*

When the blazing sun has gone
When he nothing shines upon
Then you show your little light
Twinkle, twinkle all the night

*Twinkle twinkle, little star
How I wonder what you are*

Then the traveller in the dark
Thanks you for your tiny spark
Could he see which way to go
If you did not twinkle so?

*Twinkle twinkle, little star
How I wonder what you are*

In the dark blue sky you keep
While you through my curtains peep
And you never shut your eye
Till the sun is in the sky

*Twinkle twinkle, little star
How I wonder what you are*

Twinkle, twinkle, little star
How I wonder what you are! Up above the
world so high, - like a diamond in the sky. - Twinkle, twinkle, little star.
How I wonder what you are.

TEN GREEN BOTTLES

Ten green bottles hanging on the wall
Ten green bottles hanging on the wall
And if one green bottle should accidentally fall
There'd be nine green bottles hanging on the wall.

Nine green bottles hanging on the wall
Nine green bottles hanging on the wall
And if one green bottle should accidentally fall
There'd be eight green bottles hanging on the wall.

Eight green bottles hanging on the wall
Eight green bottles hanging on the wall
And if one green bottle should accidentally fall
There'd be seven green bottles hanging on the wall.

Seven green bottles hanging on the wall
Seven green bottles hanging on the wall
And if one green bottle should accidentally fall
There'd be six green bottles hanging on the wall.

Six green bottles etc. down to...

One green bottle hanging on the wall
One green bottle hanging on the wall
And if that green bottle should accidentally fall
There'd be no green bottles hanging there at all.

RING-A-RING A ROSES

Ring-a-ring o'roses
A pocket full of posies
A-tishoo! Atishoo!
We all fall down

The bird is on the steeple
High above the people
A-tishoo! Atishoo!
We all kneel down

The king has send his da
To fetch a pail of water
A-tishoo! Atishoo!
We all bow down

The wedding bells are ringing
The children they are singing
A-tishoo! Atishoo!
We all fall down

The cows are in the meadow
Eating all the grass
A-tishoo! Atishoo!
Who's up last?
NOT ME!

This is so popular that it hardly needs an introduction. It can be played with the tiniest toddlers, who will probably be happy with the first verse over and over again! The extra verses add more interest for older children.

Make a ring, link hands and circle singing each verse together.


1



Ring a ring o'roses...

Bow as if to the king, on the word 'bow'

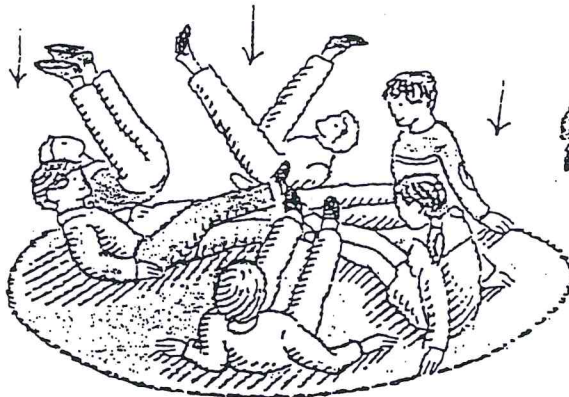
4



... atishoo, atishoo, we all bow down.

Bump down on to floor on the word 'down'.

2



... atishoo, atishoo, we all fall down.

5 Bump down again on the word 'down'. Stay down until last line of next verse.

Kneel down on the word 'kneel.'


3



... atishoo, atishoo, we all kneel down.

Turn on to all fours and pretend to be a cow chewing the cud. Leap up quickly on to feet and shout 'not me!'


6/7



... atishoo, atishoo, who's up last? ... Not me!



Ring- a - ring o' ro - ses, A - pock - et full of po - sies, A



tish - oo! A - tish - oo! We all fall down.

YELLOW SUBMARINE

(Lennon/McCartney)

VERSE

D G Am

1. In the town where I was born, lived a man who sailed to
sailed up to the sun, till we found the sea of

D G Am

sea, and he told us of his life. In the land of sub mar-
green, and we lived be-neath the waves, in our

CHORUS

D Am D G

1. So we yel - low sub - mar - ine. We all live in a

D G G

2. So we yel - low sub - mar - ine. We all live in a
yel-low submarine, yel-low submar-ine, yel-low submarine, yel-low sub-mar-ine. (And our)

Verse 3
And our friends are all on board, many more of them live next door
And the band begins to play.....

Verse 4
As we live a life of ease, everyone of us has all we need
Sea of blue, sea of green, in our yellow submarine.

London Bridge is falling down

Brightly

The musical score is written in G major (one sharp) and 4/4 time. It consists of four systems of music. Each system includes a vocal line with lyrics and a piano accompaniment line. Chord diagrams are provided above the piano line for each measure. The first system covers the first line of lyrics: '1. Lon - don Bridge is fal - ling down, Fal - ling down, fal - ling down,'. The second system covers the second line: 'Lon - don Bridge is fal - ling down, My fair la - dy.'. The third system covers the third line: '2. How shall we build it up a - gain, Up a - gain, up a - gain,'. The fourth system covers the fourth line: 'How shall we build it up a - gain, My fair la - dy? la - dy?'. Chord diagrams include D, A, Em7, A7, 1-9 D, and 10 D.

London Bridge is falling down
 Falling down, falling down
 London Bridge is falling down
 My fair lady

How shall we build, is up again
 Up again, Up again
 How shall we build it up again
 My fair lady?

Build it up with silver and gold
 Silver and gold, silver and gold...

Silver and gold will be stolen away
 Stolen away, stolen away

Build it up with wood and clay
 Wood and clay, wood and clay...

Wood and clay will wash away
 Wash away, wash away

Build it up with iron and steel
 Iron and steel, iron and steel...

Iron and steel will bend and bow
 Bend and bow, bend and bow...

Build it up with stone so strong
 Stone so strong, stone so strong

Stone will last for ages long
 Ages long, ages long.

I SAW THREE SHIPS

Old Carol

Traditional

INTRO.
Smoothly

M.B.

Key F

d d d d d l s f m m

1. I saw three ships come sail - ing by, —
 2. And what d'you think was in them then. —
 3. Three pret - ty girls were in them then. —
 4. And one could whist - le and one could sing, And

r m f m m m r m f m d d d d l

Sail - ing by, — sail - ing by, I saw three ships come
 In them then, — In them then, And what d'you think was
 In them then, — In them then, Three pret - ty girls were
 one could play on the vl - o - lin, Such joy there was at

s f m f s l s f m r d r d

sail - ing by — On Christ - mas Day in the morn - ing.
 In them then On Christ - mas Day in the morn - ing?
 In them then On Christ - mas Day in the morn - ing.
 my wed - ding, On Christ - mas Day in the morn - ing.

I saw three ships come sailing by
 Sailing by
 Sailing by
 I saw three ships come sailing by
 On Christmas Day in the morning

Three pretty girls were in them then
 In them then
 In them then
 Three pretty girls were in them then
 On Christmas Day in the morning?

And what do you think was in them then
 Was in them then
 Was in them then
 And what do you think was in them then
 On Christmas Day in the morning?

And one could whistle and one could sing
 And one could play the violin
 Such joy there was at my wedding
 On Christmas Day in the morning

POLLY PUT THE KETTLE ON

Fairly quickly

Key G

a l s f m d d r r d l, s, s,

Pol-ly put the kel-tle on, Pol-ly put the kel-tle on,

J.A.

a l s f m d d r l, l, d

Pol-ly put the kel-tle on, We'll all have tea.

d f r m d d f l, r d l, s, s,

Suk-ey take it off a-gain, Suk-ey take it off a-gain,

d f r m d d l, l, l, d

Suk-ey take it off a-gain, They've all gone a-way.

Polly put the kettle on
 Polly put the kettle on
 Polly put the kettle on
 We'll all have tea

Sukey take it off again
 Sukey take it off again
 Sukey take it off again
 They've all gone away

BOBBY SHAFTOE

CHORUS

Lightly

Key A

1. Bob-by Shaf-toe's
2. Bob-by Shaf-toe's

INTRO.

M.B.

gone to sea, Sil-ver buck-les on his knee. He'll come back and inur-ry me-
bean to sea, Sil-ver buck-les on his knee. He's come back and mar-ried me-

VERSE

Bon-ny Bob-by Shaf-toe. Bob-by Shaf-toe's bright and fair, - comb-ing down his
Bon-ny Bob-by Shaf-toe. Bob-by Shaf-toe's tall and slim, He's al-ways dressed so

END

yel-low hair, - He's my own for av-er muir, Bon-ny Bob-by Shaf-toe.
neat and trim, The l'as-sies they all keek at him, Bon-ny Bob-by Shaf-toe.

Chorus 2 is to be sung after verse 2
mair : morai keek : peep:
By permission of Messrs J. Curwen & Sons Ltd.

Ten in a bed

Gently



G (throughout)

1 There were ten in the bed
And the little one said
"Roll over! Roll over!"
So they all rolled over and one fell out

2 There were nine in the bed
And the little one said...

3 There were eight in the bed
And the little one said...

4 There were seven in the bed
And the little one said...

5 There were six in the bed
And the little one said...

6 There were five in the bed
And the little one said...

7 There were four in the bed
And the little one said...

8 There were three in the bed
And the little one said

9 There were three in the bed
And the little one said

10 There was one in the bed
And this little one said
"Good night. Good night".

IF YOU'RE HAPPY

G D7
 If you're hap-py and you know it. clap your hands.

D7 G
 If you're hap-py and you know it. clap your hands

C Cm G
 If you're hap-py and you know it and you real-ly want to

G A7 D7 G
 show it. If you're hap-py and you know it. clap your hands

If you're happy and you know it
 Clap your hands
 If you're happy and you know it
 Clap your hands
 If you're happy and you know it
 And you really want to who it
 If you're happy and you know it
 Clap your hands

If you're happy and you know it
 Snap your fingers
 If you're happy and you know it
 Snap your fingers
 If you're happy and you know it
 And you really want to show it
 If you're happy and you know it
 Snap your fingers

If you're happy and you know it
 Slap your legs
 If you're happy and you know it
 Slap your legs
 If you're happy and you know it
 And you really want to show it
 If you're happy and you know it
 Slap your legs

If you're happy and you know it
 Slap your legs
 If you're happy and you know it
 Slap your legs
 If you're happy and you know it
 And you really want to show it
 If you're happy and you know it
 Stamp your feet

If you're happy and you know it
 Say: "OK"
 If you're happy and you know it
 Say: "OK"
 If you're happy and you know it
 And you really want to show it
 If you're happy and you know it
 Say: "OK"

If you're happy and you know it
 Do all five
 If you're happy and you know it
 Do all five
 If you're happy and you know it
 And you really want to show it
 If you're happy and you know it
 Do all five.

FIVE CURRANT BUNS

Five cur-rant buns in a ba-ker's shop,
 round and fat with su-gar on the top. A -
 long came a boy with a pen-ny one day,
 bought a cur-rant bun and took it a-way.

Five currant buns in a baker's shop
 Round and fat with sugar on the top
 Along came a boy with a penny one day
 Bought a currant bun and took it away

Three currant buns etc...

Two currant buns etc...

One currant bun etc...

Four currant buns in a baker's shop
 Round and fat with sugar on the top
 Along came a boy with a penny one day
 Bought a currant bun and took it away

CLAP HANDS

We all clap hands together
 (Clap hands)
 We all clap hands together
 We all clap hands together
 And have a lovely time

Jump up and down together etc...
 (Jump on the spot)

Swing our arms together etc...
 (Swing arms to and fro)

Stamp our feet together (Stamp feet)

We all go to sleep together etc...
 (Rest head on hands)

THIS LITTLE PIGGY WENT TO MARKET

This little piggy went to market
 This little piggy stayed at home
 This little piggy had roast beef
 This little piggy had none
 And this little piggy cried
 Whee, whee, whee, all the way home

Note: the parents – younger children and babies will enjoy you wriggling each of their fingers or toes as the pigs are mentioned and running your fingers up their arms/legs for a tickle on the last line. Older children can count their fingers/toes in time with the song.

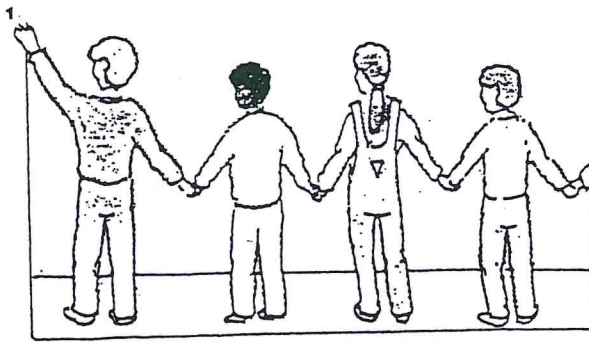
THE BIG SHIP SAILS ON THE ALLEY, ALLEY O

This is a traditional, and very popular action song for older children. It is ingenious and intricate, hard to describe but fun to play.


Age: 6+
Number of children: Any

The children form a long line, holding hands. One of the end children rests his hand against a wall to form an arch. The child at the other end leads the line under the arch, and everybody starts to sing.

There are now two arches. The line of children come back under them, and the last child to go through forms another arch, and so on. The first verse is repeated until all the children have crossed arms.



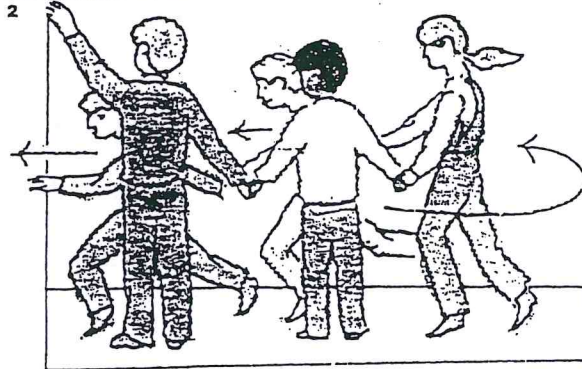
The big ship sails on the Alley, Alley O...




The big ship sails on the Alley, Alley O... on the last day of September.

As the last child goes through the arch, he twists the first child's arms so that they are crossed against the wall. The last child now stands next to the first child, and puts his hands on the wall, to form another arch.

The children now form a ring, holding hands with arms still crossed. For verse two everybody shakes their head gravely. For verse three, the ring squats down and rises up again keeping arms crossed. For verse four, everybody bends their heads as low as possible.



... On the last day of September...



The Captain said: 'It will never, never do'...
The big ship sank to the bottom of the sea...
We all dip our heads in the deep, blue sea...

The big ship sails on the al- ley al- ley, O — the

al- ley, al- ley O — the al- ley al- ley, O. Oh, the big ship sails on the

al- ley, al- ley O, on the last day of Sep- tem- ber.—

The big ship sails on the alley, alley O
The alley, alley O, the alley, alley O
The big ship sails on the alley, alley O
On the last day of September

The big ship sank to the bottom of the sea, etc

We all dip our heads in the deep, blue sea
The deep, blue sea, the deep, blue sea
We all dip our heads in the deep, blue sea
On the last day of September

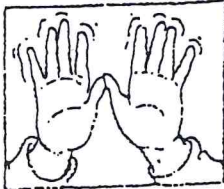
The Captain said "It will never, never do, etc"

TEN LITTLE FINGERS

I have ten little fingers
And they all belong to me
I can make them do things
Would you like to see?
I can shut them up tight
Or open then all wide

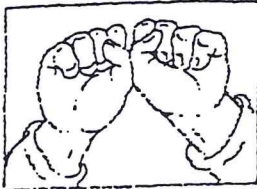
Put them all together
Or make them all hide
I can make them jump high
I can make them jump low
I can fold them quietly
And hold them all just so

Hold up hands and
Wiggle fingers.




I have ten little
fingers,

Clench fists tightly ...
Open as wide as possible.



I can shut them
up tight.

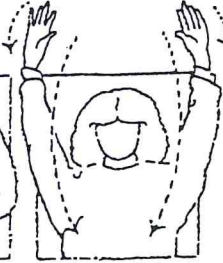
Interlock
fingers.



I can put them
all together,

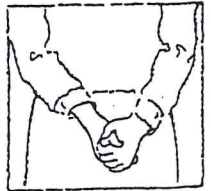


Or make them
all hide.



... jump high ...
... jump low ...

Place hands, with
palms together,
in lap.



And hold them all
just so.

ONE POTATO, TWO POTATO

One potato, Two potato
Three potato, four
Five potato, six potato
Seven potato, MORE

ONE, TWO, BUCKLE MY SHOE

One, two
Buckle my shoe

Three, four
Knock at the door

Five, six
Pick up sticks

Seven, eight
Lay them straight

Nine, ten
A big, fat hen

Eleven, twelve
Dig and delve

Thirteen, fourteen
Maids a-courting

Fifteen, sixteen
Maids in the kitchen

Seventeen, eighteen
Maids a-waiting

Nineteen, twenty
My plate's empty

ONE, TWO, THREE, FOUR, FIVE

Steadily

The musical score is written in 4/4 time with a key signature of one flat (Bb). It consists of four systems of music, each with a vocal line and a piano accompaniment line. Above the piano lines are guitar chord diagrams for F, Bb, F, Gm, C7, Gm, C7, F, Bb, F, Gm, C7, F, and Gm. The lyrics are: 'One, two, three, four, five, Once I caught a fish a - live, Six, sev-en, eight, nine, ten, Then I let it go a - gain. Why did you let it go? Be - cause it bit my fin - ger so. Which fin - ger did it bite? This lit - tle fin - ger on the right.'

One, two, three, four, five
Once I caught a fish alive,
Six, seven, eight, nine, ten
Then I let it go again

Why did you let it go?
Because it bit my finger so
Which little finger did it bite?
This little finger on the right.

ONE FINGER, ONE THUMB

One finger, one thumb keep moving
(wiggle finger & thumb)
One finger, one thumb keep moving
One finger, one thumb keep moving
We'll all be merry and bright

One finger, one thumb, one arm, one leg keep moving, etc
(Wiggle finger & thumb, shake arm & leg)
One finger, one thumb, one arm, one leg, one nod of the head,
(...add one nod of the head)
One finger, one thumb, one arm, one leg, one nod of the head,
Stand up, sit down, etc... *(...add one nod of the head)*
One finger, one thumb, one arm, one leg, one nod of the head,
Stand up, sit down and turn around, etc... *(...and turn around)*

THE FARMER'S IN HIS DEN

On the last verse I have used 'clap the bone', instead of the more traditional 'pat the bone'. If you prefer to use the latter, however, then the 'bone' is *gently* patted on the head. I emphasise 'gently', as the 'bone' can get hurt if everyone pats him too enthusiastically!

Age: 3+
Number of children:
ten or more

Choose a child to be a farmer. The farmer stands in the centre of a circling ring of children. Everybody sings.

The child, nurse, dog and bone are selected in turn, and then everyone gathers around the bone, clapping hands in time to the tune.


1



The farmer's in his den...

The farmer chooses a child from the ring to be his wife. She joins him in the centre


2




The farmer wants a wife...



We all clap the bone...



1. The far-mer's in his den, The far-mer's in his den.



Ee - aye - ee - aye, The far - mer's in his den.

1 The farmer's in his den
The farmer's in his den
Eee-Aye-Eee-Aye
The farmer's in his den

2 The farmer wants a wife, etc...

3 The wife wants a child, etc...
4 The child wants a nurse, etc...
5 The nurse wants a dog, etc...
6 The dog wants a bone, etc...
7 We all clap the bone, etc...

I HEAR THUNDER

Traditional

Steadily

Key G

INTRO.

J.A.

mf

d r m d

I hear thun-der,

d r m d m f a m f a

I hear thun-der Hark! don't you? Hark! don't you?

s l s f m d s l s f m d

Pit-ter pat-ter rain-drops, Pit-ter pat-ter rain-drops,

r s d r s d

I'm wet through, I'm wet through.


I hear thunder, I hear thunder
 (Stamping feet)
 Oh, don't you? Oh, don't you?
 (Hand to ear)
 Pitter, patter raindrops, pitter, patter raindrops
 (Moving fingers to represent falling rain)
 I'm wet through, I'm wet through!
 (Shaking head)
 So are you, so are you!
 (Wagging finger)

THE WHEELS ON THE BUS

A good action song which requires little space. Once learned younger children refuse to get fed up with it. Remember to use the 'babies on the bus' *after* 'the children on the bus' if you want to quieten an over-enthusiastic lot down.

Age: 2½+
Number of Children:
eight or more

Everyone stand (or sit) and sing and perform actions together. Bend arms at elbow and keeping close to sides, hold hands straight out in front. Then rotate arms as if wheels.




The wheels on the bus...

Hold up hands in front of face palms facing outwards. Sway hands from left to right for wipers.



The wipers on the bus...

Make a fist with hand and jab imaginary horn button with thumb.



The driver on the bus...

Pretend to gently guide a passenger along.



The conductor on the bus...

Open and shut hands rhythmically as if they are mouths chattering. Sing louder for 'Yakkity-Yak!'.



The mummies on the bus...

Put both hands over ears and screw up face as if you can't bear the noise. Shout at top of voice for 'Too Much Noise'.




The children on the bus...


Pretend to go to sleep. Sing this verse quietly.



The babies on the bus...



The wheels on the bus go round and round, Round and round,



Round and round. The wheels on the bus go round and round, All day long.

The wheels on the bus go round and round
Round and round, round and round
The wheels on the bus go round and round
All day long

The wipers on the bus go swish, swish, swish, etc...
The driver on the bus goes "Toot! Toot! Toot!" etc...
The conductor on the bus goes "Hurry along please" etc...
The mummies on the bus go "Yakkity-yak!" etc...
The children on the bus make TOO MUCH NOISE! etc...
The babies on the bus fall fast asleep, etc...

NOAH'S ARK

This song is very good for counting practice, and introduces children to the lovely old Bible story. If you are singing this with a group of children, choose beforehand the child who is to slam a door on the last verse. If you have heavy doors, or glass doors, it is much safer to have an imaginary one!


Age: 4+
Number of children:
Any

Hold two fingers up on one hand
2



Now in came the animals two by two...

Everyone sings the chorus while putting one fist on top of the other to 'build' the ark. The chorus is sung and the ark built after each verse.
1




Who built the Ark? Noah! Noah!...

Hold up eight fingers, then look and point to wristwatch, (real or imaginary).
5




Now in came the animals eight by eight, some were on time and some were late...

Hold up four fingers, then point to a window and a door with the other hand
3



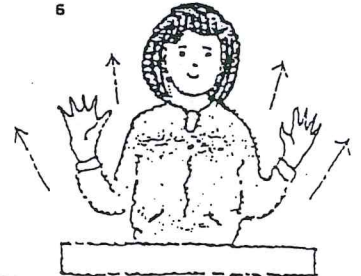
Now in came the animals four by four, two through the window and two through the door...

Hold up six fingers, then laugh soundlessly while licking yourself under one arm like a monkey.
4



Now in came the animals six by six, the elephants laughed at the monkeys' tricks...

Hold up ten fingers, then put them down. Hold up five for the roosters, then five for the hens.
6



Now in came the animals ten by ten, five black roosters and five black hens...

G Chorus *D* *G*

Who built the Ark? No- ah! No- ah! Who built the Ark? Bro- ther

G *D7* *G* Verse *G* *G*

No- ah built the Ark. 1. Now in came the an- i- mals two, by two The

G *G* *D7* *G*

hip- po- pot- a- mus and the kan- ga- roo.

Now in came the animals two by two
The hippopotamus and the kangaroo

Now in came the animals four by four
Two through the window and two through the door

Now in came the animals six by six
The elephants laughed at the monkey's tricks

Now in came the animals eight by eight
Some were on time and some were late

Now in came the animals ten by ten
Five black roosters and five black hens

Now Noah said "Go and SHUT THAT DOOR!
The rain's started falling and we can't take more".

(Remember to sing the chorus after each verse)

Chorus:

Who built the Ark?
Noah! Noah!
Who built the Ark?
Brother Noah built the Ark.

TWO LITTLE DICKY BIRDS

Two little dicky birds
Sitting on a wall
One named Peter
One names Paul

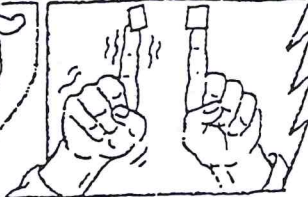
Fly away Peter!
Fly away Paul!
Come back Peter!
Come back Paul!

Stick little piece
of paper on each
index finger.



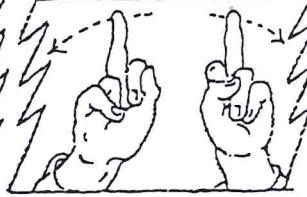
Two little dicky
birds sitting on a wall.

Hold out fists with index
fingers raised. Shake each
finger in turn (Peter, Paul).



One named Peter.
One named Paul.

Toss each hand behind back.
Bring back with middle fingers
raised, index fingers hidden.



Fly away Peter!
Fly away Paul!

Toss each hand behind back in
turn again. Bring back index
fingers raised, middle fingers tucked.



Come back Peter.
Come back Paul.

MY HANDS

My hands upon my head I place
On my shoulders, on my face,
On my hips I place them – so
Then bend down to touch my toe.

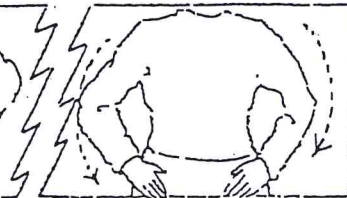
Now I raise them up so high
Make my fingers fairly fly
Now I clap them, one, two, three
Then I fold them silently.

Place hands on top of head
on shoulders and on cheeks.

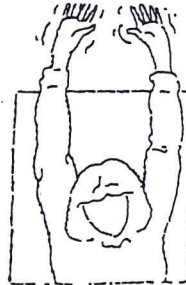


My hands upon my head I place,

Place hands on hips for 'so'.
Bend down to touch toes.



On my hips I place them – so.



Now I raise them
up so high.

Clap hands one, two, three and then
Fold arms in rhythm.



Now I clap them,
one, two, three.



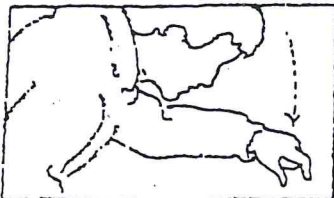
Then I fold
them silently.

PIGGY ON THE RAILWAY

Piggy on the railway
Picking up stones
Along came an engine
And broke Piggy's bones

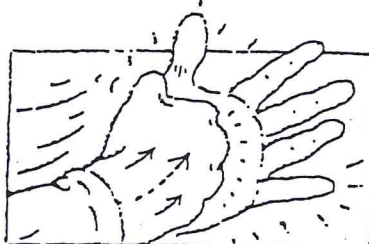
"Oh!" said Piggy
"That's not fair"
"Oh" said the engine driver
"I don't care!"

Mime picking up stones.



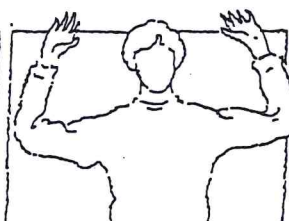
Piggy on the railway,
picking up stones.

Bang fists against palm.




Along came an engine,
and BROKE piggy's bones.

Raise hands in surprise and
anger.



'Oh!' said Piggy,
'That's not fair.'

Shrug shoulders and turn
away.



'Oh!' said the engine driver,
'I don't care!'


HERE WE GO ROUND THE MULBERRY BUSH

A good group song which children particularly enjoy as they can suggest their own verses and the tune is very easy to learn. Remember to start circling again when singing the chorus after each verse.

Age: 3+
Number of children:
four or more

Stop circling and pretend to wash face.


2



This is the way we wash our face...

Stop circling and pretend to brush hair.

3



... brush our hair...

Form a ring, join hands and walk or skip round singing the chorus.

1



'Here we go round the mulberry bush...'

Stop circling and pretend to brush teeth.

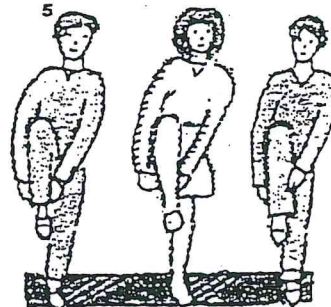
4




... clean our teeth...

Stop circling and pretend to put clothes on - jumper, trousers, socks, etc.

5



... put on our clothes...



Here we go round the mul - berry bush, the mul - berry bush, the mul - berry bush,



Here we go round the mul - berry bush, On a cold and fro - sty morn - ing.

Chorus:

*Here we go round the mulberry bush
The mulberry bush, the mulberry bush
Here we go round the mulberry bush
On a cold and frosty morning.*

This is the way we wash our face, etc...

This is the way we brush our hair, etc...

This is the way we clean our teeth, etc...

This is the way we put on our clothes, etc...

(Remember to sing the chorus after each verse)

This is the way we wash our hands
Wash our hands, wash our hands
This is the way we wash our hands
On a cold and frosty morning


OATS AND BEANS AND BARLEY GROW

This is a lovely old fashioned dancing song; just right for harvest time, but can be used at any time of the year. A particular favourite with infant school children.

Age: 4+
Number of children:
four or more

Pretend to hold a basket under one arm, and scoop out the seed, scattering it towards the centre of the ring.


2



First the farmer sows his seed...

Stand with legs apart, and rest hands on hips.

3



Then he stands and takes his ease...

Form a ring, link hands, walk or dance around and everybody sings the first verse:

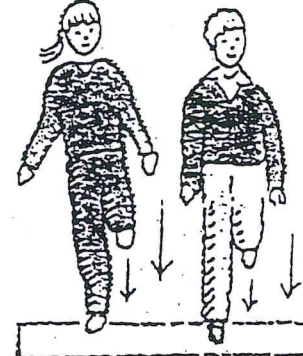
1



Oats and beans and barley grow...

Stamp feet, then clap hands.


4




He stamps his feet and claps his hands...

Turn about, pretending to look all over the land.


5



Then turns him round to view the land.



1. Oats and beans and bar - ley grow, Oats and beans and bar - ley grow, But not



you nor I nor an - y - one know How oats and beans and bar - ley grow.

Oats and beans and barley grow
Oats and beans and barley grow
But not you nor I nor anyone know
How oats and beans and barley grow.

First the farmer sows his seed
Then he stands and takes his ease
Stamps his feet and claps his hands
And turns him round to view the land.

SKIPPING GAME

- 1 Skipping, skipping, skipping up and down
Skipping, skipping, skipping all around the town
- 2 Marching etc...
- 3 Jumping etc...
- 4 Hopping etc...

TEN FAT SAUSAGES


Ten fat sausages sizzling in the pan
Ten fat sausages sizzling in the pan
One went 'POP!' and another went 'BANG!'
There were eight fat sausages sizzling in the pan.



Ten fat saus-ag - es — sizz-ling in the pan,

F C7 F

Eight fat sausages sizzling in the pan
Eight fat sausages sizzling in the pan
One went 'POP!' and another went 'BANG!'
There were six fat sausages sizzling in the pan.



Ten fat saus-ag - es — sizz-ling in the pan, One went 'POP!' and an-

C7 F Bb F

snip fingers

Six fat sausages sizzling in the pan...

Four fat sausages sizzling in the pan...

Two fat sausages sizzling in the pan...



-olh-er went 'BANG!' There were eight fat saus-ag-es — sizz-ling in the pan.

Gm } F C7 F

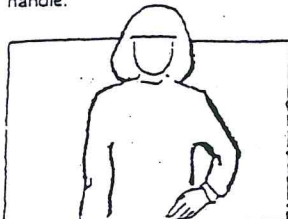
ACTIONS:

Start each verse by holding up the correct number of fingers and clap hands on 'Bang'

I'M A LITTLE TEAPOT


I'm a little teapot, short and stout
Here's my handle
Here's my spout
When I get the steam up, hear me shout
"Tip me up and pour me out"

Place hand on hip for handle.




Here's my handle

Bend other arm and hand as 'spout'.



Here's my spout.

Bend over to one side to mime 'teapot' being poured.



'Tip me up and pour me out'.


THE GRAND OLD DUKE OF YORK

If you are in a large room, you can march across to one side of the room for the top of the hill; back to the other side for the bottom; and in the middle for half-way up. This is noisy, and the song won't be sung smoothly, but it is more realistic, and children enjoy pretending to be soldiers marching along. Alternatively everyone can use their fingers to make all the marching actions.

Everybody sing together and march across the room and back again.


Age: 2½ - 5

Number of children:
Any



1 He marched them up to the top of the hill and he marched them down again ...

2 All stand up All sit down.



And when they were up, they were up

3 All crouch half-way between standing and sitting.




And when they were down, they were down


4 Stand up again. Sit down again.




And when they were only They were neither up nor down




Oh, the grand old Duke of York, He had ten thou - sand men, He



marched them up to the top of the hill And he marched them down a - gain. And



when they were up they were up, And when they were down they were



down. And when they were on - ly half - way up They were nei - ther up nor down,

Oh, the grand old Duke of York
He had ten thousand men
He marched them up to the bottom of the hill
And he marched them down again

Chorus

And when they were up they were up
And when they were down they were down
And when they were only half-way up
They were neither up nor down

Oh, the grand old Duke of York
He had ten thousand men
They beat their drums to the top of the hill
And they beat them down again

They played their pipes to the top of the hill, etc

They banged their guns to the top of the hill, etc

THAT'S THE LIFE FOR ME

When I was one I ate a bun
The day I went to sea

*Chorus: I Jumped aboard a pirate ship
And the captain said to me*

We're going

This way that way (look to right and left with hand over eyes)

Forward, backwards (rowing forwards and back)

Over the Irish Sea (up and down with hand)

A bottle of rum (swig from bottle)

To warm my tum (Rub stomach)

And that's the life for me! (Self congratulations with arm gesture)

When I was two I buckled my shoe
The day I went to sea, etc...

When I was three I hurt my knee
The day I went to sea, etc...

When I was four I knocked at the door
The day I went to sea, etc...

When I was five I learnt to dive
The day I went to sea, etc...

When I was six I learnt some ticks
The day I went to sea, etc...

When I was seven I went up to heaven
The day I went to sea, etc...

When I was eight I opened the gate
The day I went to sea, etc...

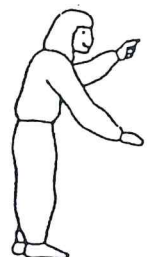
When I was nine I drank some wine
The day I went to sea, etc...

When I was ten, I .. had a rest then. END

THREE BLIND MICE

Three blind mice
Three blind mice
See how the run
See how they run!


They all ran after the farmer's wife
Who cut off their tails with a carving
Did you ever see such a thing in yo
As three blind mice?



BAA, BAA BLACK SHEEP

Baa, baa, black sheep
Have you any wool?
Yes, sir, yes, sir
Three bags full.

One for the master
And one for the dame
And one for the little boy
Who lives down the lane.



FIVE LITTLE SPECKLED FROGS

1 Five little speckled frogs
 Sat on a speckled log
 Eating some delicious bugs
 Yum! Yum!
 One jumped into the pond
 Where it was nice and cool
 Now there are four more speckled
 Frogs, Glub! Glub!

2 Four little speckled frogs, etc...
 3 Three little speckled frogs, etc..
 4 Two little speckled frogs, etc..
 5 One little speckled frog, etc...

..Now there are no more speckled
 Frogs, Glub! Glub!

This is a action song game for younger children. If you have a large number of children, they can be divided into groups of five, one group being 'frogs' first, while the others sing and count. The number of frogs can be adapted to three, four, six, or any number you like. Remember not to have too high a number with young children.

Age: 3+
 Number of children:
 Any

Choose five children and place them squatting, in a well-spaced ring
 Everybody sings the song together.



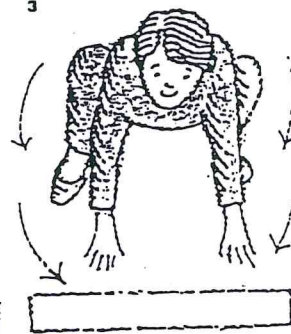
Five little speckled frogs, sat on a speckled log...

Each child pretends to eat with one hand and rub tummy with the other.




... Eating some most delicious bugs, yum! yum!


One child leaps into the centre of the ring, and remains there until end of song. On each verse, thereafter, one more child leaps into the 'pool', until no more are left in the ring.



One jumped into the pool...



Five lit - tle spe - ckled frogs, Sat on a spe - ckled log, Eat - ing some
 One jumped in - to the pool, Where it was nice and cool, Now there are



most de - li - cious bugs, Yum! Yum!
 four more spe - ckled

frogs, Glub! Glub!

Old MacDonald had a farm

Brightly

The musical score is written for guitar in G major, 4/4 time. It consists of five systems of music. Each system includes a treble clef staff with a melody line and a bass clef staff with a bass line. Chord diagrams are provided above the treble staff for each measure. The lyrics are written below the treble staff.

System 1: Old Mac - Don - ald had a farm, E I' E I

System 2: O. And on this farm he had some chicks, E I E I

System 3: O. With a chick - chick here and a chick - chick there,

System 4: Here a chick, there a chick, ev-erywhere a chick - chick. Old Mac - Don - ald

System 5: had a farm, E I E I O. O.

Old Macdonald had a farm, E I E I O
 And on that farm he had some chicks, E I E I O
 With a chick-chick here and a chick-chick there
 Here a chick, there a chick, everywhere a chick-chick
 Old Macdonald had a farm, E I E I O

Old Macdonald had a farm, E I E I O
 And on that farm he had some ducks, E I E I O
 With a quack-quack here and a quack-quack there
 Here a quack, there a quack, everywhere a quack-quack
 Old Macdonald had a farm, E I E I O

Old Macdonald had a farm, E I E I O
 And on that farm he had some sheep, E I E I O
 With a baa-baa here and a baa-baa there
 Here a baa, there a baa, everywhere a baa-baa
 Old Macdonald had a farm, E I E I O

Old Macdonald had a farm, E I E I O
 And on that farm he had some pigs, E I E I O
 With a grunt-grunt here and a grunt-grunt there
 Here a grunt, there a grunt, everywhere a grunt-grunt
 Old Macdonald had a farm, E I E I O

ORANGES AND LEMONS

Oranges and Lemons
Say the bells of St Clements

I owe you five farthings
Say the bells of St. Martins


When will you pay me?
Said the bells of Old Bailey

When I grow rich
Say the bells at Shoreditch


When will that be?
Say the bells of Stepney

I'm sure I don't know
Says the great bell at Bow.


Here-comes-the-candle-to-light-you-to-bed
Here-comes-the-chopper-to chop-off-your-head
Chip-chop-chip-chop-the-last-man's....HEAD



Oran-ges and le-mons, Say the bells of Saint Cle-ments. I



owe you five far-things, say the bells of Saint Mar-tins. When will you



pay me? Say the bells of Old Bai-ley. When I grow rich, say the



bells at Shore-ditch. When will that be? Say the bells of Step-




ney. I'm — sure I don't know, says the great bell at Bow.

Most people know this delightful game but have forgotten either the words or how to play it. Apart from the ringing melody the best bit for the players is as the suspense builds to the chanting of the final Chip! Chop! It can take quite a long time to play and so is excellent if you want to spin things out owing to an 'emergency' elsewhere. On the other hand if you want to shorten it then get the archway to capture more than one child at a time (see box 5).

Age: 3½+
Number of Children:
eight or more

Choose the two tallest children and ask them to make an archway with their arms. (If the children aren't tall enough then find two 'willing' grown-ups.) Tell one to be 'oranges' and the other to be 'lemons'.

1




The other children form a line ready to go under the 'arch'. Then everybody starts to sing the song and the line of children begin to pass underneath the 'arch'.

2



Everybody continues to sing the song and the children skip round to pass under the 'arch' again.

3



The last three lines (from 'Here comes the candle...') are chanted and the pace gets faster. On the last line the 'arch' pretends to chop each of the children as they pass underneath, one child for each 'chip' or 'chop'.

4



Oranges and Lemons,
Say the bells of St Clements...

I owe you five farthings...
... says the great bell at Bow.

Chip, chop, chip, chop...

When they reach the words 'the last man's ... HEAD!' the arch brings down their arms together and encircles and captures a child (or more than one child if you want to speed things up and they are little enough!).


5



... the last man's ... HEAD!

The archway people now ask their captive to choose to be 'Oranges or Lemons?' (This must be whispered so that the others don't know which is which). Those who choose Oranges stand behind the Orange arch person and vice versa.


6



'Oranges or Lemons?'

The song is repeated continually until all the children have been captured and are standing behind either 'Orange' or 'Lemon'. They now face each other in two long lines, grasp each other around the waist and have a tug of war. The side which manages to pull the other across are then declared the winners!

7



I'VE GOT A BODY

1 I've got a body, a very busy body
And it goes everywhere with me.

*One that body, I've got a nose
And it goes everywhere with me
And I (sniff) (sniff) here
And I (sniff) (sniff) there
And I (sniff) (sniff) everywhere*

I've got a body, a very busy body
And it goes everywhere with me

2 On that body, I've got a foot, etc...
And I (stamp) (Stamp) here, etc...

3 On that body I've got a bottom, etc
And I (wiggle) (wiggle) here, etc...

4 On that body, I've got some ears, etc...
And I (cup hands to ear) (cup hands to ear) here, etc...

5 On that body, I've got some hands, etc...
And I (clap hands) (clap hands) here, etc...

6 On that body, I've got a tongue, etc...
And I (stick out tongue) (stick out tongue) here, etc...

HICKORY, DICKORY, DOCK

Hickory, dickory, dock
The mouse ran up the clock,
The clock struck one
The mouse ran down
Hickory, dickory, dock

Musical notation for the song 'Hickory, Dickory, Dock'. The score is written on two staves in G major (one sharp) and 2/4 time. The first staff contains the melody for the first line of the song, with lyrics 'Hick-or-y, dick-or-y, dock, The mouse ran up the clock. The' and chords D, A, D, A, D, A, D, A. The second staff contains the melody for the second line, with lyrics 'clock struck one. The mouse ran down, Hick-or-y, dick-or-y, dock.' and chords D, A, G, D, A7, D.

HEADS, SHOULDERS, KNEES AND TOES

Heads, shoulders, knees and toes, knees and toes
Heads, shoulders, knees and toes, knees and toes
And eyes and ears and mouth and noes
Heads, shoulders, knees and toes, knees and toes.

Musical notation for the song 'Heads, Shoulders, Knees and Toes'. The score is written on three staves in G major (one sharp) and 2/4 time. The tempo is marked 'Allegro' and the dynamic is 'mf'. The word 'Traditional' is written above the first staff with a checkmark. The notation includes various rhythmic patterns and rests.

OLD ROGER IS DEAD

Old Roger is dead and he lies in his grave
Lies in his grave, lies in his grave
Old Roger is dead, and he lies in his grave
Ee-aye! Lies in his grave.

There grew an old apple tree over his head
Over his head, over his head
There grew an old apple tree over his head
Ee-aye! Over his head.

The apples were ripe and they all fell off
All fell off, all fell off
The apples were ripe and they all fell off
Ee-aye! All fell off.

There came an old women a pickin' them up
Pickin' them up, pickin' them up
There came an old women a pickin' them up
Ee-aye! Pickin' them up.

Old Roger got up and he gave her a knock
Gave her a knock, gave her a knock
Old Roger got up and he gave her a knock
Ee-aye! Gave her a knock

Which made the old woman got hickety-hick
Hickeety-hock, hickety-hock
Which made the old women go hickety-hock
Ee-aye! Hickety-hock.

Old Roger lies on his back, eyes closed, hands clasped over his chest. A child stands over him, hands raised like the boughs of a tree. An old woman hovers outside the ring of children, who are moving around old Roger.

On the second verse the children stop and hold hands over their heads like the swaying boughs of a tree.

Then the children shake their hands and arms and stoop to the ground, acting as if apples had fallen to the ground, in time to the music.

The old woman comes into the ring on the fourth verse, pretending to pick apples off the ground and put them into her basket, the children do the same.

Old Roger rises on the fifth verse and gives the 'old woman' a shove around the ring, and the children act likewise.

On the last verse everybody pretends to be old and hobbled, moving around the ring.

The three characters choose three new children and the game starts again.

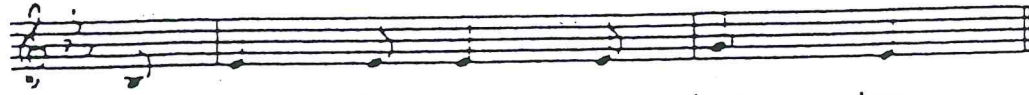
Musical score for the song "Old Roger is Dead". The score is written in treble clef with a key signature of one flat (B-flat) and a common time signature (C). It consists of four staves of music. The lyrics are written below the notes. The first staff contains the lyrics: "Old Ro - ger is dead and he lies in his grave,". The second staff contains: "Lies in his grave, lies in his grave. Old". The third staff contains: "Ro - ger is dead and he lies in his grave,". The fourth staff contains: "Ee - aye! lies in his grave." Chord symbols C7 and F are placed above the second and third staves respectively.

WE'RE GOING ON A BEARHUNT

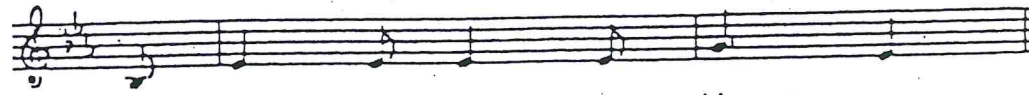
Capo: 1st fret



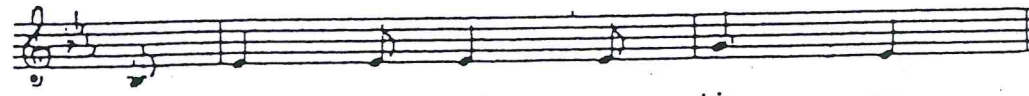
(leader) We're go - ing on a bear - hunt.




(group) We're go - ing on a bear - hunt.




(leader) We're going to catch a big one.



(group) We're going to catch a big one.



(leader) We can't go ov - er it (group) We can't go ov - er it



(leader) We can't go un - der it (group) We can't go un - der it

One person leads the others, who copy
Everything he does in words and actions

On "We can't go over it, we can't go
Under it", use hand to go "over" and
"under" an imaginary obstacle, and then
Put hands together and "dive" through it.

Rub palms of hands together backwards
And forwards in time to the words for the
Sound of grass.

Click with tongue and pretend to climb
Trees by piling fists one on top of the
Other climbing up and down trees.

Make slurping noises for mud by sucking
inwards through mouth with tongue
Vibrating against cheeks.

Click tongue against roof of mouth for
going through the cave.

When running back home, the group do
the noises and actions in time to the leader
words, and finally all make a banging noise
To slam the door!

Take this as a basis for a bearhunt and
make up other obstacles on the journey.

WE'RE GOING ON A BEARHUNT

Chorus

Sing We're going on a bearhunt (*leader*)
We're going on a bearhunt (*group*)
We're going to catch a big one
We're going to catch a big one_

Say I'm not scared
I'm not scared
What a beautiful day
What a beautiful day
Oh! Oh!
Oh! Oh!

Say GRASS!
Grass

Sing Long, wavy grass
We can't go over it
We can't go over it
We can't go under it
We can't go under it

Say We'll have to go THROUGH it! (*all*)
Ssh! Ssh! Ssh! Ssh!
Ssh! Ssh! Ssh! Ssh!

Chorus:

Say TREES! (*group repeat*)
Big, tall trees (*group repeat*)
Sing We can't go over it....

Say We'll have to go THROUGH it! (*all*)
Click! Click! Click! Click!
Click! Click! Click! Click!

Chorus:

Say Mud! (*Group repeat*)
Thick, squelchy mud (*group repeat*)
Sing We can't go over it...

Say We'll have to go THROUGH it! (*all*)
Slurp! Slurp! Slurp! Slurp!

Chorus:

Say A CAVE (*Group repeat*)
A dark, gloomy cave
Sing We can't go over it...

Say We'll have to go THROUGH it! (*all*)
X X X X
X X X X

Chorus (first six lines) then

Say Oh! Oh!
Oh! Oh!

Sing Two black furry ears
Two black furry ears
One black wet nose
One black wet nose
Two sharp pointed teeth

Say It's a bear!
It's a bear!
Quick! Run back (*leader only*)
Through the cave – X X X
Through the mud – Slurp! Slurp! Slurp! Slurp!
Through the trees – Click! Click! Click! Click!
Through the grass – Ssh! Ssh! Ssh! Ssh!
Quick back home and slam the door!

I'M WALKING IN THE JUNGLE

I'm walking in the jungle
What do you see?
Sh! I hear a noise
Who can it be?

(All lines are repeated after the leader)

Well, I think it's a tiger
Grr, grr
Well, I think it's a tiger
Grr, grr
Looking for his tea (looking for his tea)
I hope it isn't me (I hope it isn't me).

I'm walking in the jungle
What do you see?
Sh! I hear a noise
Who can it be?

(All lines are repeated after the leader)

Well, I think it is a crocodile
Snap, snap
Well, I think it's a crocodile
Snap, snap
Looking for his tea (looking for his tea)
I hope it isn't me (I hope it isn't me).

Chorus

I think it is a snake
Sss, sss.

ONE MAN WENT TO MOW

One man went to mow
Went to mow a meadow
One man and his dog
Went to mow a meadow

Two men went to mow
Went to mow a meadow
Two men, one man and his dog
Went to mow a meadow

Three men went to mow
Went to mow a meadow
Three men, two men, one man and his dog
Went to mow a meadow

Four men went to mow, etc...
Five men went to mow, etc...



In my little bed

Lively Eb



There's a fox in a box in my lit-tle bed,

Bb7 Eb




My lit-tle bed, my lit-tle bed, There's a



fox in a box in my lit-tle bed, And there

Fm Bb7 Eb



is - n't much room for me. There's a

There's a fox in a box in my little bed,
My little bed, my little bed,
There's a fox in a box in my little bed,
And there isn't much room for me.

There's a goat in a coat in my little bed . . .

There's a snake in a cake in my little bed . . .


There's a pup in a cup in my little bed . . .

There's a lamb in some jam in my little bed . . .

There's a mouse in a house in my little bed . . .

There's a bear in a chair in my little bed . . .

I know an old lady who swallowed a fly




I know an old la - dy who swal - lowed a fly, I don't know why she




swal - lowed the fly, per - haps she'll die. 2. I know an old la - dy who



swal - lowed a spi - der that wrig - gled and jig - gled and tick - led in - side her.



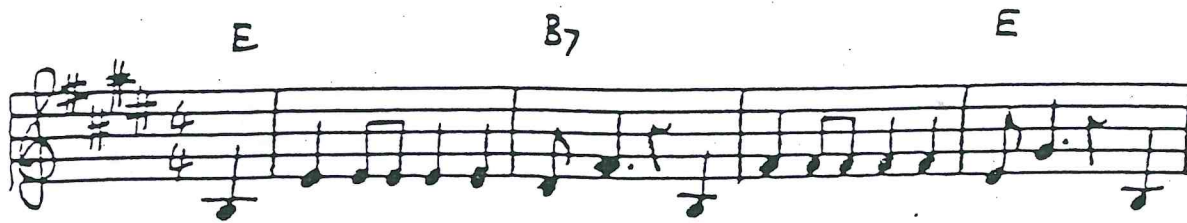
She swal - lowed the spi - der to catch the fly, I don't know why she




swal - lowed the fly, per - haps she'll die

3. I know an old lady who swallowed a bird.
How absurd! - to swallow a bird. She swallowed the bird to.....
4. I know an old lady who swallowed a cat.
Fancy that! - to swallow a cat. She swallowed the cat to.....
5. I know an old lady who swallowed a dog.
What a hog! - to swallow a dog. She swallowed a dog to.....
6. I know an old lady who swallowed a goat.
She just opened her throat - and swallowed a goat.
She swallowed the goat to.....
7. I know an old lady who swallowed a cow.
I don't know how she swallowed a cow. She swallowed the cow to.....
8. I know an old lady who swallowed a horse.
SHE'S DEAD, OF COURSE!

What shall we do this morning?



Oh, what shall we do this mor - ning? Oh, what shall we do this morning? Oh,



what shall we do this mor - ning, Oh, what shall we do to - day?

We could play in the sand, in the sand,
 We could play in the sand, in the sand,
 We could play in the sand, in the sand, Oh yes!

(to-day)
 We could play in the sand all day!


We could play with the water, with the water.....

We could draw and paint on the easel.....


We could build with the glue and the boxes.....

We could go out and climb on the frame.....

Mary wore her red dress



Ma-ry wore her red dress, red dress, red dress,



Ma-ry wore her red dress, all day long.

Harry wore his black trainers

Freddie wore his blue trousers

Fingerplays and Action Rhymes

Five Little Monkeys

Five little monkeys bouncing on the bed (Bounce on bottoms)
One fell off and bumped his/her head (Bump head with hand)
Mummy/Daddy phoned the doctor, the doctor said, (Hold 'phone and dial)
"NO MORE MONKEYS BOUNCING ON THE BED!" (Sternly, wagging finger)

Four little monkeys bouncing on the bed..... (And so on.....)

Watch out for crabs

Crabs are coming, very slow	-	watch out for your toe!
Crabs are coming, fat and thin	-	watch out for your shin! (or chin)
Crabs are coming, can't you see	-	watch out for your knee!
Crabs are coming, it's not funny	-	watch out for your tummy!
Crabs are coming, do not linger	-	watch out for your finger!
Crabs are coming, getting bolder	-	watch out for your shoulder!
Crabs are coming, up your clothes	-	watch out for your nose!
Crabs are coming, mean and rotten	-	watch out for your bottom!

One Little Finger

One little finger (*hold up left index*), one little finger (*hold up right index*)
Two little fingers, tap, tap, tap. (*Tap index fingers together*)
Point to the ceiling.....point to the door.....(*do so*)
And put your fingers on the floor, floor, floor. (*do so*)

.....Point to the _____.....point to a chair.....
And put your fingers in your hair, hair, hair.

Similarly sky/eye, Mummy/tummy, tree/knee, nose/toes, etc etc

Slowly and Quickly

Slowly, slowly, very slowly, creeps the garden snail: sl., sl., v. sl., all along the rail.
Quickly, quickly, very quickly, runs the little mouse; qu., qu., v.qu., all around the house.

Action Rhymes

Open Them, Shut Them

Open them, shut them, give a little clap. (do so!)
Open them, shut them, clap, clap, clap. (do so!)

Open them, shut them, give a little wriggle. (do so!)
Open them, shut them, wriggle, wriggle, wriggle (do so!)

Similarly you can do lots of hand movements (tap, snap, flick, wave, tickle, stroke, pull, punch, etc etc,). You can also extend it to other body movements.

I Can Knock

I can knock with my two hands, knock, knock, knock
I can rock with my two hands, rock, rock, rock.
I can tap with my two hands, tap, tap, tap (very quietly)
I can clap with my two hands, clap, clap, clap (loudly)

Two Little Feet

Two little feet that to tap, tap (tap your feet)
Two little hands that go clap, clap (clap your hands)
Two little eyes to see who's there (make "spectacles" with your fingers and peer around)
Oh my goodness! it's a bear! (have hysterics)

A poor old man was crossing the road

Adapted from traditional by P. Spring Kent

A poor old man was cross-ing the road. Cross-ing the road.

cross-ing the road. A poor old man was cross-ing the road. When a- long came a

wheel-bar-row. Don't let the wheel of your wheel-bar-row. Your

wheel-bar-row, your wheel-bar-row. Don't let the wheel of your

wheel-bar-row Run o-ver the poor old man.

Try to keep the beat going as you fit in more and more vehicles. For example bars 8-10 of the second verse go

fish and chip po-ta-to van wheel bar-row. Don't let the wheels of your fish and chip po-ta-to van wheel bar-row. Your

A poor old man was crossing the road,
 Crossing the road, crossing the road,
 A poor old man was crossing the road.
 When along came a wheelbarrow.
 Don't let the wheel of your wheelbarrow
 Your wheelbarrow, your wheelbarrow,
 Don't let the wheel of your wheelbarrow
 Run over the poor old man.

A poor old man was crossing the road ...
 When along came a fish and chip potato van.
 wheelbarrow.
 Don't let the wheels of your fish and chip
 potato van, wheelbarrow,
 Your fish and chip potato van, wheelbarrow.
 your fish and chip potato van,
 wheelbarrow,
 Don't let the wheels of your fish and chip
 potato van, wheelbarrow,
 Run over the poor old man.

A poor old man was crossing the road ...
 When along came a trolley bus with no wiper
 fish and chip potato van, wheelbarrow..
 Don't let the wheels of your trolley bus wit
 no wipers, fish and chip potato van,
 wheelbarrow ...
 Run over the poor old man.

Down in the valley where nobody goes

The musical score is written in treble clef with a key signature of one sharp (F#) and a 4/4 time signature. It consists of six staves of music. The lyrics are: "Down in the val - ley where no - bo - dy goes, There's a great big cro - co - dile wa - shing his clothes, With a scrub - ba scrub here, and a scrub - ba scrub there, That's the way he wa - shes his clothes, With an i tie oo - gie boo - gie woo - gie, With an i tie oo - gie boo - gie woo - gie, With an i tie oo - gie boo - gie woo - gie, That's the way he wa - shes his clothes." The chords are: D (Fingerticks), G, A, D, G, A, D, G, A, D, G, A, D, G, A, D.

Down in the valley where nobody goes,
 There's a great big crocodile washing his
 clothes,
 With a scrubba scrub here, and a scrubba
 scrub there,
 That's the way he washes his clothes.
 With an i tie oogie boogie woogie,
 With an i tie oogie boogie woogie,
 With an i tie oogie boogie woogie,
 That's the way he washes his clothes.


Down in the valley where nobody goes,
 There's a great big bumble bee washing her
 clothes,
 With a buzzy-wuzz here, and a buzzy-wuzz
 there,
 That's the way she washes her clothes.
 With an i tie oogie boogie woogie ...

Add on as many different animals and actions and silly sounds as you like. Here are some suggestions:

- elephant** - wave trunk
- snake** - arm makes snakey movements
- tiger** - bare teeth and show claws
- alien/monster/goon** - do the whole verse and chorus in a wobbly blobby way.

Found a peanut

Found a peanut, found a peanut
Found a peanut last night
Last night I found a peanut
Found a peanut last night.



Cracked it open, cracked it open
Cracked it open last night
Last night I cracked it open
Cracked it open last night.



It was rotten, it was rotten ...

Ate it anyway, ate it anyway ...



Got a stomachache, got a stomachache ...

Called the doctor, called the doctor...

Appendicitis, appendicitis ...

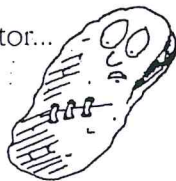
Operation, operation ...

Died anyway, died anyway ...

Went to heaven, went to heaven ...

Met St Peter, met St Peter ...

Didn't like him, didn't like him ...



Stitched up

Granny's in the kitchen

Doing a bit of stitching,

In came a bogie man and chased granny out -

BOO!

'Well,' said Granny, 'That's not fair!'

'Well,' said the bogie man, 'I don't care!'

Traditional chant


Went the other way, went the other way ...

Met the devil, met the devil ...

Shovelling coal, shovelling coal ...

Found a peanut, found a peanut ...

Cracked it open, cracked it open ...


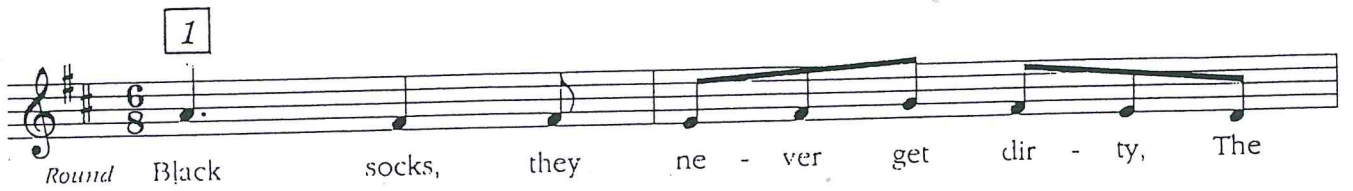


Dramatise with actions

TUNE: *Clementine*

Black socks

Traditional



YUCK!



Black socks, they never get dirty,
The longer you wear them the stronger they get
Sometimes I think I should wash them,
But something inside me keeps saying,
'Not yet, not yet, not yet, not yet, not yet.'

Songs to Familiar Tunes

There Came a Girl from France

(“Knees up, Mother Brown”)

Slowly - There came a girl from France
Who didn't know how to dance
The only thing that she could do
Was “Knees Up, Mother Brown”

Up to speed - Chorus Knees up, Mother Brown,
Knees up, Mother Brown,
Knees up, Knees up,
Never let the breeze up,
Knees up, Mother Brown

Hopping on one foot,
Hopping on one foot,
Hopping, hopping,
Hopping, hopping,
Hopping on one foot. Chorus

Hopping on the other, Chorus

Whirling round and round Chorus

Taking great big steps Chorus

Wiggling your head Chorus

When you've exhausted everybody (or yourself) you sing slowly –

There came a girl from France,
Who didn't know how to dance
The only thing that she could do
Was (full speed) “Knees Up, Mother Brown” – HEY!!!

Father Christmas

(“She'll be Coming Round the Mountain”)

He'll be coming down the chimney when he comes.
He'll be coming down the chimney when he comes.
He'll be coming down the chimney
Coming down the chimney
Coming down the chimney when he comes

He'll be wearing red and white when he comes.....


He'll have all of his reindeer when he comes.....


He'll be bringing lots of presents when he comes.....


You can hang up your stocking when he comes.....


He'll be coming down the chimney when he comes.....

Kookaburra

1 

2 

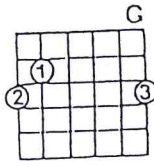
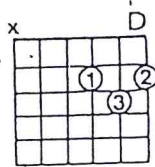
3 

4 

Words and music: traditional Australian


The kookaburra is a bird native to Australia. It has a gurgling call which makes it sound as if it is laughing and it is sometimes called a laughing jackass. It is a bird of the kingfisher family with brown plumage.

Guitar chords




Chords for instruments


D	G
A	B
F#	G
D	D




Ostinato

The ostinato can be played by three recorders, or it can be sung by three voices (sing the treble recorder part an octave lower than written!)

Descant 

Treble 

Tenor 

THE FARMER COMES TO SCATTER THE SEED

1.
The farmer comes to scatter the seed,
Scatter the seed, scatter the seed,
The farmer comes to scatter the seed
Over the fields so brown.

2.
God sends the sun, God sends the rain
Over again, over again,
God sends the sun, God sends the rain,
Over the fields so brown.

3.
Up come the green shoots peeping through
First one by one, then two by two,
Up come the green shoots peeping through
Under the sky so blue.

4.
The waving corn all golden brown,
Golden brown, golden brown,
The farmer comes to cut it down
Under the sky so blue

5.
Then praise our God who makes it grow,
Makes it grow, makes it grow,
To feed his people here below,
Blessing and love to show

1 The farm - er comes to scat - ter the seed,

D

Scat - ter the seed, scat - ter the seed, The farm - er comes to

A D

scat - ter the seed O - ver the fields so brown.

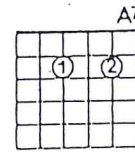
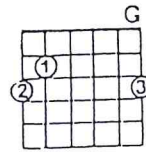
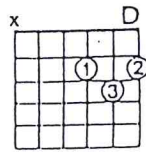
A7 D

Calypso

Words and music: Jan Holdstock

Make up a simple dance to suit the words. It's often a good idea to dance to the song before attempting to sing in parts.

Guitar chords



Rhythms

shaker $\frac{4}{4}$

bongos $\frac{4}{4}$
(Barbara, Barbara, Mary.)

claves $\frac{4}{4}$

Chords for Instruments

D	G	A7
A	D	G
F#	B	E
D	G	C#
		A


Ostinati

These ostinati are best played on a bass instrument.

The ostinato below uses the same notes as the one above, but has an easier rhythm:

My hat it has three corners

My hat it has three corners, Three
corners has my hat. And had it not three
corners, It would not be my hat.



My hat it has three corners,
Three corners has my hat,
And had it not three corners,
It would not be my hat.

ACTIONS

- 1st time Sing without actions.
- 2nd time Instead of singing 'hat', touch top of head each time.
- 3rd time Keep the 'hat' actions. Instead of singing 'three', hold up three fingers each time.
- 4th time Keep the 'hat' and 'three' actions. Instead of singing 'corners', raise an elbow each time.

Words and music: Based on an Italian song

The wise man and the foolish man

The wise man built his house upon the rock,
 The wise man built his house upon the rock,
 The wise man built his house upon the rock,
 And the rain came tumbling down.
 The rain came down and the floods came up,
 The rain came down and the floods came up,
 The rain came down and the floods came up,
 And the house on the rock stood firm.




musical notation for the first system of the wise man's song. The lyrics are: "The wise man built his house up-on the rock, The". The music is in F major, with a key signature of one flat. The first measure is marked with an 'F' and the second with a 'C7'.

The foolish man built his house upon the sand,
 The foolish man built his house upon the sand,
 The foolish man built his house upon the sand,
 And the rain came tumbling down.
 The rain came down and the floods came up,
 The rain came down and the floods came up,
 The rain came down and the floods came up,
 And the house on the sand fell flat.

musical notation for the second system of the foolish man's song. The lyrics are: "wise man built his house up-on the rock, The wise man built his". The music is in F major, with a key signature of one flat. The first measure is marked with an 'F'.



musical notation for the third system of the foolish man's song. The lyrics are: "house up-on the rock, And the ruin came tumb - ling down.". The music is in F major, with a key signature of one flat. The first measure is marked with a 'Bb4', the second with a 'C7', and the third with an 'F'.



ACTIONS


To indicate the rising water, raise the hands higher each time you sing 'floods'.

In verse 2, to indicate flat sand, hold hands out in front, palms down, and move them out to the side and back again. Finish with a loud clap on 'flat'.

musical notation for the first system of the actions section. The lyrics are: "The - rain came down and the floods came up, The". The music is in F major, with a key signature of one flat. The first measure is marked with an 'F' and the second with a 'C7'.



musical notation for the second system of the actions section. The lyrics are: "rain came down and the floods came up, The rain came down and the". The music is in F major, with a key signature of one flat. The first measure is marked with an 'F'.



musical notation for the third system of the actions section. The lyrics are: "floods came up, And the house on the rock stood firm.". The music is in F major, with a key signature of one flat. The first measure is marked with a 'C7' and the second with an 'F'.

The three bears


When Goldilocks went to the house of the bears,
 Oh, what did her blue eyes see?
 A bowl that was huge,
 A bowl that was small,
 And a bowl that was tiny, and that was all,
 She counted them, one, two, three.


When Goldilocks went to the house of the bears,
 Oh, what did her blue eyes see?
 A chair that was huge...

When Goldilocks went to the house of the bears,
 Oh, what did her blue eyes see?
 A bed that was huge...

When Goldilocks ran from the house of the bears,
 Oh, what did her blue eyes see?
 A bear that was huge,
 A bear that was small,
 And a bear that was tiny, and that was all,
 They growled at her, grr, grr, grr.








a chair that was huge



a chair that was small



a chair that was tiny



a bed that was huge




a bed that was small



a bed that was tiny



a bear that was huge



a bear that was small



a bear that was tiny

ACTIONS

Make your actions suit the words.

Growl fiercely on the last three beats of the last verse.

Sing a rainbow

Red and yellow and pink and green,
 Purple and orange and blue,
 I can sing a rainbow,
 Sing a rainbow,
 Sing a rainbow, too.
 Listen with your eyes,
 Listen with your eyes
 And sing everything you see.
 You can sing a rainbow,
 Sing a rainbow,
 Sing along with me.
 Red and yellow and pink and green,
 Purple and orange and blue.
 Now we can sing a rainbow,
 Sing a rainbow,
 Sing a rainbow, too.

Rather slowly and simply

The musical score is written in G major (one sharp) and 4/4 time. It consists of nine systems of music, each with a vocal line and a guitar accompaniment line. The lyrics are placed below the vocal line, and guitar chords are indicated below the guitar line. The chords used are D, Em, D, A7, G, D, Gm, E7, A, and G.

System 1: Red and yel-low and pink and green, Purple and or-ange and
 Chords: D, Em, D

System 2: blue, I can sing a rain-bow, Sing a rain-bow,
 Chords: A7, D, G, D, Gm

System 3: Sing a rain-bow, too. Lis-ten with your eyes,
 Chords: A7, D, G, D

System 4: Lis-ten with your eyes And sing ev'ry-thing you see.
 Chords: G, D, A7, D

System 5: You can sing a rain-bow, Sing a rain-bow, Sing a-long with
 Chords: E7, A, E7, A, E7

System 6: me. Red and yel-low and pink and green,
 Chords: A, D

System 7: Purple and or-ange and blue. Now we can sing a rain-bow,
 Chords: Em, D, A7, D, G

System 8: Sing a rain-bow, Sing a rain-bow, too.
 Chords: D, Gm, A7, D

If I had a hammer

1 If I had a hammer,
 I'd hammer in the morning,
 I'd hammer in the evening
 All over this land.
 I'd hammer out danger,
 I'd hammer out a warning,
 I'd hammer out love between
 My brothers and my sisters,
 All over this land.

2 If I had a bell,
 I'd ring it in the morning,
 I'd ring it in the evening
 All over this land.
 I'd ring out danger,
 I'd ring out a warning,
 I'd ring out love between
 My brothers and my sisters,
 All over this land.

3 If I had a song,
 I'd sing it in the morning,
 I'd sing it in the evening
 All over this land.
 I'd sing out danger,
 I'd sing out a warning,
 I'd sing out love between
 My brothers and my sisters,
 All over this land.

D A G A D A G A

I If I had a ham-mer, I'd ham-mer in the morn-ing,

D F#m Em7 A13 D

I'd ham-mer in the eve-ning All o-ver this land.

G A13 D G A

I'd ham-mer out dan-ger, I'd ham-mer out a war-ning,

A7 Bm G Bm-

I'd ham-mer out love be-tween My bro-thers and my sis-ters,

C D Bm F#m

Verses 1 and 2

All o-ver this land. interlude

G A7 D A G A

Verse 3

land.

D A G A D F#m *

When I needed a neighbour

1 When I needed a neighbour,
Were you there, were you there?
When I needed a neighbour,
Were you there?
And the creed and the colour
- and the name won't matter,
Were you there?

2 I was hungry and thirsty

3 I was cold, I was naked

4 When I needed a shelter

5 Wherever you travel,
I'll be there, I'll be there,
Wherever you travel,
I'll be there.

And the creed and the colour
and the name won't matter,
I'll be there.

4/4 TRIANGLES (two)
4/4 CYMBAL

Introduction

1 When I need - ed a neigh - bour, were you

C B7 Em Em

Chorus

there, were you there? When I need - ed a neigh - bour, Were you there? And the

C Bm Em D7

creed and the co - lour and the name won't mat - ter, Were you there?

C C D Em

Little wind

1 Lit - tle wind, blow on the hill - top,

2 Lit - tle wind, blow down the plain;

3 Lit - tle wind, blow up the sun - shine,


4 Lit - tle wind, blow off the rain.

Words: Kate Greenaway
Music: Deborah Burbridge

No chords are given for this round which is best sung unaccompanied.



The following songs are a selection from the "Kids Only" series (published by Mary Glasgow Magazines) which includes numerous songs in which new words have been set to traditional tunes.



CROCODILE, CROCODILE

(To the tune of *Nick Nack Padiwack*)

Croc - o - dile, croc - o - dile Give him food to make him smile
 He eats socks - for din - ner ev - ery day One blue sock to take - aw - ay.


Crocodile, crocodile
 Give him food to make him smile
 He eats socks for dinner every day
 Two red socks to take away.

Crocodile, crocodile
 Give him food to make him smile
 He eats socks for dinner every day
 Three grey socks to take away.

Crocodile, crocodile
 Give him food to make him smile
 He eats socks for dinner every day
 Four brown socks to take away.

Crocodile, crocodile
 Give him food to make him smile
 He eats socks for dinner every day
 Five black socks to take away.

Crocodile, crocodile
 Give him food to make him smile
 He eats socks for dinner every day
 Six white socks to take away.



THE ALPHABET SONG

(to the tune of *Oh dear what can the matter be*)

Chorus



Sing, sing, and learn the al-pha-bet. Sing, sing, and then you won't for-get, Sing, sing,



and learn the al-pha-bet. A. B. C. D. E. F. G. Put A in-to app-le and





B in - to ta-ble, put C in - to cow-boy and D in - to cra -dle, put



E in - to el - e -phant. F in - to flow-er, and now look for G. H. I. J.

Chorus

Sing, sing, and learn the alphabet,
Sing, sing, and then you won't forget,
Sing, sing, and learn the alphabet
A, B, C, D, E, F, G.



Put G into flag and put H into hockey,
put I into ice-cream and J into jockey,
put K into sock and put L into lion,
and now look for M, N, O, P.

(+ Chorus)




Put M in tomato and N into number,
put O into orange and P into jumper,
put Q into squirrel and R in rhinoceros
and look for S, T, U, V.

(+ Chorus)



Put S into scissors and T into ballet,
put U in umbrella and V into valley,
put W in window and X into ox and
out Y into sky. Z in zip.





STAND UP STRAIGHT

(to the tune of *Twinkle, Twinkle Little Star*)

C F C G7 C G7 C G7

Stand up straight; be ve - ry tall, now sit down; be ve - ry small; twist your bod - y;


C G7 C G7 C G7 C F C

turn a-round; bend right o - ver, touch the ground, touch your ears and touch your knee:

G7 C G7 C

now let's sit down qui - et - ly.

Sit right down upon your heel;
 stretch one leg; how does it feel?
 Touch your shoulders; touch your nose
 Bend right over; touch your toes;
 touch your ears and touch your knee;
 now let's sit down quietly.




INCY WINCY SPIDER

Inc - y Winc - y Spi - der climb - ing up the spout

Down came the rain and washed poor Inc - y out

Out came the sun - shine and dried up all the rain And

Inc - y Winc - y Spi - der climbed up the spout a - gain.



THE MELTING SNOWMAN

(to the tune of *One Finger, one Thumb* page 18)

F

His nose and his ears are melt-ing, his nose and his ears are melt-ing, his

F C F

nose and his ears are melt-ing. the snow-man is melt-ing a - way

His eyes and his mouth are melting,
his eyes and his mouth are melting,
his eyes and his mouth, his nose and
his ears are melting;
the snowman is melting away.

His shoulders and neck are melting,
his shoulders and neck are melting,
his shoulders and neck, his eyes and
his mouth, his nose and his ears are
melting;
the snowman is melting away.


His fingers and thumbs are melting,
his fingers and thumbs are melting,
his fingers and thumbs, his shoulders
and neck, his eyes and his mouth,
his nose and his ears are melting;
the snowman is melting away.

His arms and his legs are melting,
his arms and his legs are melting,
his arms and his legs, his fingers and
thumbs, his shoulders and neck, his
eyes and his mouth, his nose and his
ears are melting;
the snowman is melting away.

His feet and his toes are melting,
his feet and his toes are melting,
his feet and his toes, his arms and his
legs, his fingers and thumbs, his
shoulders and neck, his eyes and his
mouth, his nose and his ears are
melting;
the snowman is melting away.

His body and head are melting,
his body and head are melting,
his body and head, his feet and his
toes, his arms and his legs, his
fingers and thumbs, his shoulders
and neck, his eyes and his mouth, his
nose and his ears are melting;
the snowman is...GONE!





CAN YOU CLAP YOUR HANDS TOGETHER?

(to the tune of *She'll be coming round the mountain*)

G

Can you clap your hands to - geth - er just like me? (clap x 4)

D7

Can you clap your hands to - geth - er just like me? (clap x 4)

G G7 C

Can you clap your hands to - geth - er? (clap x 2) Clap your hands to -

G D7 G

geth - er? (clap x 2) Clap your hands to - geth - er just like me? (clap x 4)

2. Can you rub your tummy while you pat your head?
Can you rub your tummy while you pat your head?
Can you rub your tummy while you,
Rub your tummy while you,
Rub your tummy while you pat your head?



3. Can you make your ears wiggle just like me?
Can you make your ears wiggle just like me?
Can you make your ears wiggle,
Make your ears wiggle,
Make your ears wiggle just like me?



4. Can you close your eyes and stand up on one leg?
Can you close your eyes and stand up on one leg?
Can you close your eyes and stand up,
Close your eyes and stand up,
Close your eyes and stand up on one leg?



5. Can you sit on your left heel and stretch your leg?
Can you sit on your left heel and stretch your leg?
Can you sit on your left heel,
Sit on your left heel,
Sit on your left heel and stretch your leg?



She'll be coming round the mountain

A

She'll be coming round the mountain when she comes.

She'll be coming round the mountain when she comes.

A D


She'll be coming round the mountain, she'll be coming round it.

A E A

mountain, she'll be coming round the mountain when she comes.

Verse 2:
 She'll be driving six white horses when she comes (x 2)
 She'll be driving six white horses (x 2)
 She'll be driving six white horses when she comes.
Verse 3:
 She'll be wearing pink pyjamas when she comes (x 2)
 She'll be wearing pink pyjamas (x 2)
 She'll be wearing pink pyjamas when she comes.

Verse 4:
 She will have to sleep with Grandma when she comes
 She will have to sleep with Grandma (x 2)
 She will have to sleep with Grandma when she comes
Verse 5:
 And we'll all go to meet her when she comes (x 2)
 And we'll all go to meet her (x 2)
 Oh we'll all go to meet her when she comes.



PULL THE MAGNET

(Say): (to the tune of *Ten Green Bottles* page 6)

Tick-tock-tick-tock-tick-tock-tick
 Tick-tock-tick-tock-tick-tock-tick

G D G

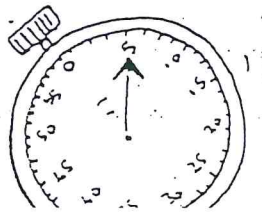
Pull the mag - net — right a - cross the nail Pull the mag - net

D7 G C G D C

right a - cross the nail pull and pull, it ne - ver ne - ver fails In

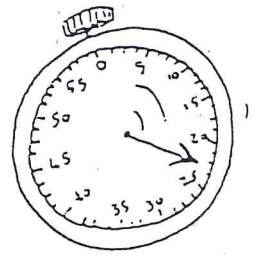
G D G

thir - ty sec - onds you've got mag - net - ic nails!



(Say):

Tick-tock-tick-tock-tick-tock-tick
 Tick-tock-tick-tock-tick-tock-tick



Musical round
& classroom
chant

SPRING

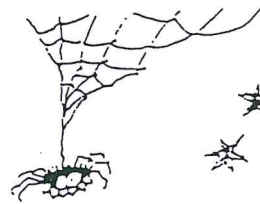
(to the tune of *Three Blind Mice* - page 28)

Spring is here! Spring is here! Eas-ter's on the way. Eas-ter's on the way Let's
 paint our eggs; there's a lot to do; a bon-net for me, and a rab-bit for you! Let's
 go in the gar-den. There's work there too! So spring is here!


Hallowe'en
song

WITCH'S PUMPKIN

(to the tune of *Baa Bar Black Sheep* - Page 28)



Wit - ch's pump - kin and a wit - ch's hat; wit - ch's broom and wit - ch's cat
 Spin the Spell Card Spin it well Bing! Bang! Fizz-le! Clang! Now you see the spell!



ACTION GAME

(to the tune of *London's Burning*)



Lions are sleep-ing, Lions are sleep-ing, Sshh! Be qui-et! Sshh! Be qui-et! What's that



noise? What's that noise? We're a - wake now! We're a - wake now!

Snakes are sleeping,
Snakes are sleeping,
Sshh! Be quiet!
Sshh! Be quiet!
What's that noise?
What's that noise?
We're awake now!
We're awake now!

London's Burning

In four parts

Round




Lon-don's burn - ing, Lon-don's burn - ing, Fetch the



eng - ines, fetch the eng - ines, Fire! Fire! Fire!



Fire! Pour on wat - er, pour on wat - er.



I'M A LITTLE SUNFLOWER SEED

(to the tune of *Sing a Song of Sixpence*)

C

I'm a lit-tle sun-flower seed grow-ing in a pot and I can grow so fast when the

Dm C G

weath-er's get-ting hot. Plant me in the sun, give me wat-er ev-ery day

C F G C

Watch my yel-low flow-er grow-ing when you're out at play.



How fast am I growing?
 Am I very tall?
 Measure me; be careful!
 You don't want to fall.
 With my yellow head .
 I can almost touch the sky
 Take my photo, paint my picture
 I must say goodbye!

